

Schindler

3000



We Elevate



Schindler



Enhancing the urban
experience by connecting
people to cutting-edge
mobility solutions in buildings

We
Elevate

2 billion

people every day

About Schindler

Our elevators, escalators, and moving walks transport more than 2 billion people up and down buildings and across transit hubs every day. With our customers, we help organise cities: moving people and goods and connecting transportation systems.

Global presence

Approximately 70,000 employees in over 100 countries serve our customers from over 1,000 branch offices worldwide, run production sites in eight countries, and operate six R&D facilities around the world.

Responsibility

We are committed to achieving ambitious short-term climate goals such as transitioning to 100% renewable electricity by 2025 and implementing the ISO 50001 energy management system across all major production sites.

Customer excellence

Our dedication to customer satisfaction and product excellence ensures that we can deliver exceptional service throughout the lifetime of your equipment. This helps us foster lasting relationships with our clients built on a foundation of trust and reliability.

Revolutionising the way we move since 1874

We are focused on ensuring safety, quality, and customer satisfaction, coupled with unwavering integrity and trust. Built on a legacy spanning five generations, these values form the foundation of our organisation.

Leveraging our long history, we stand ready to support customers throughout the entire life span of their vertical transportation systems, ensuring reliability and innovation for years to come.

1874

Founded by Robert Schindler and Eduard Villiger in Lucerne, Switzerland

1892

Built first electric elevator with belt drive

1906

Established first international venture in Germany

1936

Installed the first escalator

1974

Expanded to Asia-Pacific with Jardine Schindler joint venture

1980

Established first industrial joint venture of the People's Republic of China with a western company

1990

Developed world's first hall call destination system, Miconic 10

1998


Began operations in Schindler India Pvt.

2009

Introduced our transit management system, Schindler PORT

2024

Launched Schindler Designs, featuring refined interiors and a new digital experience



Product overview

Our future-proof solutions

From small residential buildings to soaring skyscrapers, Schindler elevators are digitally enabled to provide reliable, energy-efficient, and seamless vertical mobility. Our solutions play a pivotal role in enhancing the overall quality of life in urban settings.

High-rise

7000

Soaring, versatile, trailblazing. The Schindler 7000 redefines mobility in prominent global projects.

🚗 Max 10 m/s 🏠 Max 5000 kg 🏢 Max 500 m

Premium commercial

6000

Unique, powerful, dynamic. The Schindler 6000 provides a superior experience thanks to leading technologies, luxurious finishes, and higher capacities.

🚗 Max 3.0 m/s 🏠 Max 2600 kg 🏢 Max 150 m

Commercial

5000

Striking, flexible, effective. The Schindler 5000 boasts bold interiors, versatile car sizes, and efficient performance options.

🚗 Max 2.5 m/s 🏠 Max 1360 kg 🏢 Max 80 m

Residential

3000

Stylish, comfortable, essential. The Schindler 3000 is designed for function, simplicity, and style.

🚗 Max 1.6 m/s 🏠 Max 1125 kg 🏢 Max 40 m

Residential

1000

Simple, reliable, compact. The Schindler 1000 is a practical passenger elevator that ensures effortless installation.

🚗 Max 1.0 m/s 🏠 Max 630 kg 🏢 Max 30 m



Schindler 3000

Stylish, comfortable, essential –
Enjoy ease at every level with
Schindler 3000.

With distinctive designs and Swiss-engineered components, the Schindler 3000 is a perfect – and practical – solution for residential buildings, hotels and small commercial projects.

Take advantage of leading energy-efficient technologies and digital services, all in one economical package.

Schindler 3000 is meticulously designed, engineered, and rigorously tested to support seamless and efficient operation throughout your elevator's long lifespan. Offer your passengers a smooth, safe, and comfortable journey.





Schindler 3000 — Stylish
Comfortable
Essential



Schindler 3000 — Stylish
Comfortable
Essential



Ease at every level

The Schindler 3000 seamlessly blends design and technology to offer a reliable, stylish, and eco-friendly experience. Respecting both your budget and the planet while ensuring that every journey is pleasant.

Engineered for value

Our Schindler 3000 elevators are designed to simplify and enhance the passenger experience, which is why it is readily-enabled for Schindler MediaScreen, Bluetooth technology and our Primea 500 fixtures, as an option.

Style that radiates

The Schindler 3000 offers fresh colours, unique textures, and high-end glass finishes to complement the interior of your building. Combine with sustainable flooring, unique ceiling designs, space-enhancing mirrors, and innovative fixtures to achieve the ambiance that fits your building.

Ecological excellence

The Schindler 3000 elevator features compact, lightweight, and durable components that optimise material usage and energy-efficiency during operation. Energy-efficient solutions, like regenerative drives, as a standard, help the Schindler 3000 achieve an A-class energy classification* and promote a greener urban landscape.

Designed for comfort

Crafted to Swiss standards for comfort, the Schindler 3000 offers a tranquil ride tailored for the requirements of low-rise hotel, residential, and small commercial buildings. Additionally, EN81-70 options help to enable a comfortable and simple journey for all users.*

Key figures

Capacity	480 - 1125 kg
Travel height	Max 40 m
Stops	Max 15 stops
Speed	1.0 – 1.6 m/s
Machine room	Machine-room-less
Group size	Up to 3 cars
Entrances	One- or two-sided
Energy efficiency classification	Class A*, according to ISO 25745-2

*The ISO 25745-2 standard regarding energy calculation and classification for lifts (elevators) is established by the International Organization for Standardization (ISO). The ISO 25745-2 standard classes range from "A" to "G", with class "A" being the most energy efficient class. The ISO 25745-2 classification and energy consumption always refers to a specific customer configuration. Usage pattern, load capacity, customer specific options and site conditions influence the final rating.



Optimise your building's potential

Schindler 3000 has excellent options and features to meet the ecological and economical demands of residential, hotel, and small commercial projects. Less space for components, more room for you to use profitably.

Space-saving design

- All main drive, traction and control equipment sits in the shaft, leaving extra space available for more productive purposes
- A reduced headroom, as an option, maximises the usable building space
- Telescopic (T2) doors with flexible left or right openings to optimise the shaft dimensions

Energy-efficient solutions

- A lubrication-free, gearless machine supports a smooth ride quality
- Permanent magnet technology, including a stable start without high peak current, helps keep energy consumption low
- Reduced stand-by power improves energy efficiency

Regenerative drive

- Recuperative technology reduces energy consumption and heat dissipation
- Return of regenerated energy to mains power

Future-ready, secure technology

- Digitally-enabled for remote maintenance and Schindler ActionBoard to help facility managers monitor the equipment remotely (with a Schindler service contract)
- Control software developed based on the IEC 62443-4-1 ML3 standard for cybersecurity
- The controller is built directly into a standard door frame at the top landing to simplify the installation, provide easy access, and save space.

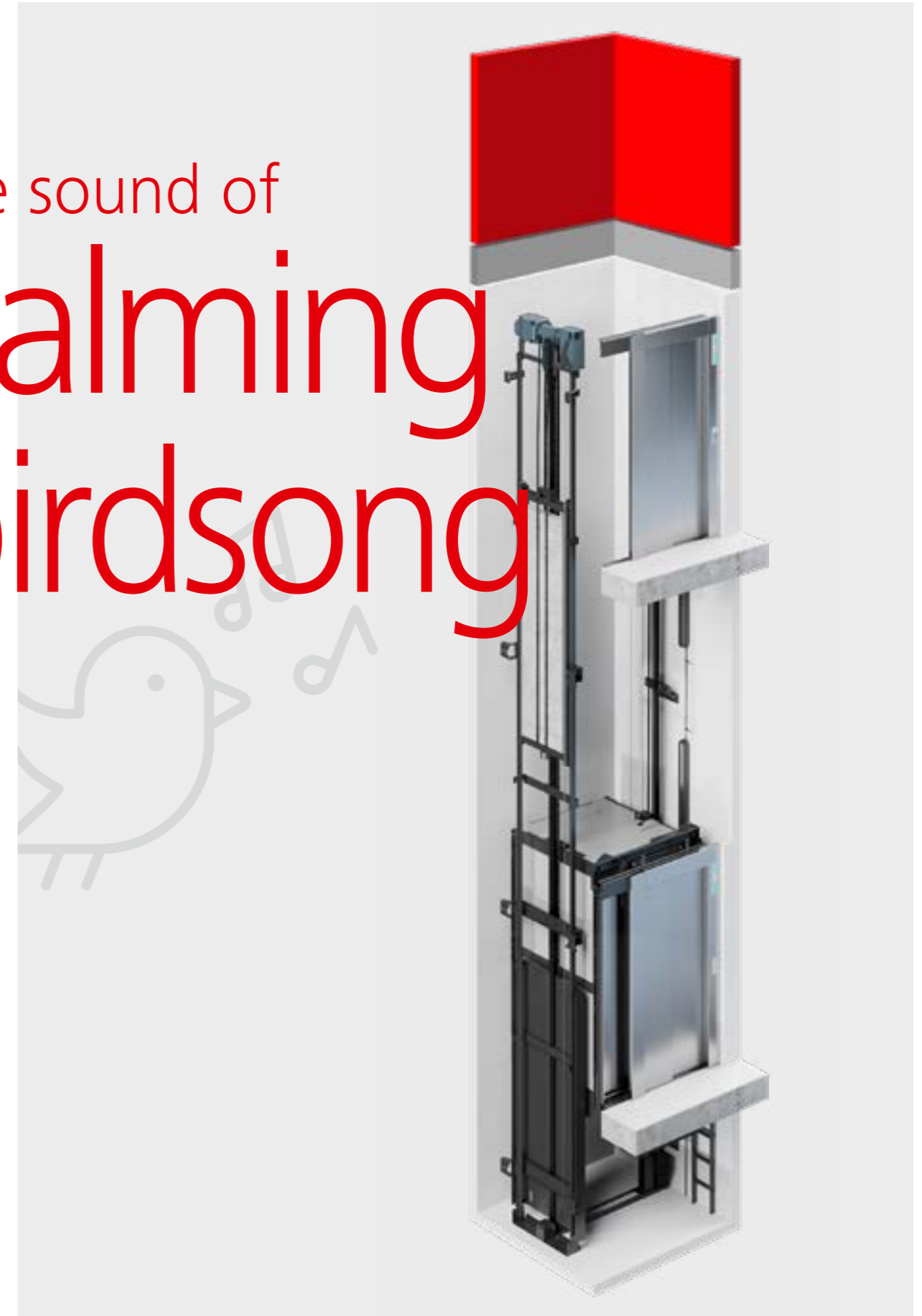
A perfect fit

- Ideal car sizes for space efficiency and a reduced elevator footprint for low-rise buildings
- Smooth passenger flow with single or double entry options
- Two distinct fixture lines for an enhanced experience
- Upscale aesthetics with diverse design options

High ride quality

- Schindler's Suspension Traction Media supports a smaller motor and traction sheave – 70% smaller than traditional rope machines – while providing a quiet, smooth ride.
- The inverter enables precision stopping accuracy for easy access
- Advanced technology and precise installation methods can limit sound levels to below 50 – 60 decibels (A)*, on average - equivalent to birdsong.

The sound of
**calming
birdsong**



*For the evaluation methodology, we comply with ISO 18738 standards. However, many factors influence the amount of noise and vibration generated by an elevator. See our Ride Quality brochure to learn more.

Elevating sustainability Innovative solutions for a brighter future


We're committed to providing environmentally-friendly solutions that align with our customers' goals for sustainability. We continuously strive to innovate and implement sustainable practices so our elevators retain the highest energy efficiency classification.

Environmental Product Declaration (EPD)

Environmental Product Declarations (EPDs) are recognised by green building certification schemes, including LEED, DGNB, and BREEM, which enable Schindler customers to receive credits for their building certification projects. This is an important step in the assessment of the environmental performance of our products and underlines our continuous efforts toward sustainable solutions. We have registered EPDs at the International EPD® System for all major elevator product lines.

Class A energy efficiency classification*

Regenerative drives, LED lighting, and standby mode are just a few of the standard features in our Schindler 3000 elevator. These solutions not only contribute to reducing the carbon footprint of our elevators but also help conserve energy and lower operational costs for building owners. Additionally, several interior options are made from recyclable materials to support a greener design.



Class A
energy
efficiency*

*The ISO 25745-2 standard regarding energy calculation and classification for lifts (elevators) is established by the International Organization for Standardization (ISO). The ISO 25745-2 standard classes range from "A" to "G", with class "A" being the most energy efficient class. The ISO 25745-2 classification and energy consumption always refers to a specific customer configuration. Usage pattern, load capacity, customer specific options and site conditions influence the final rating.



User experience


Bridging the gap between physical and digital – Schindler's fixtures ensure comfort, accessibility, and a sleek design.

Linea 100

Linea 100 offers a functional design in Mercury Brushed Stainless Steel. The integrated black glass display comes with a large, red, LED dot matrix indicator. A red halo indicates call recognition, with optional Bluetooth functionality available for the fixtures.



Half height car operating panel



Car position & direction indicators



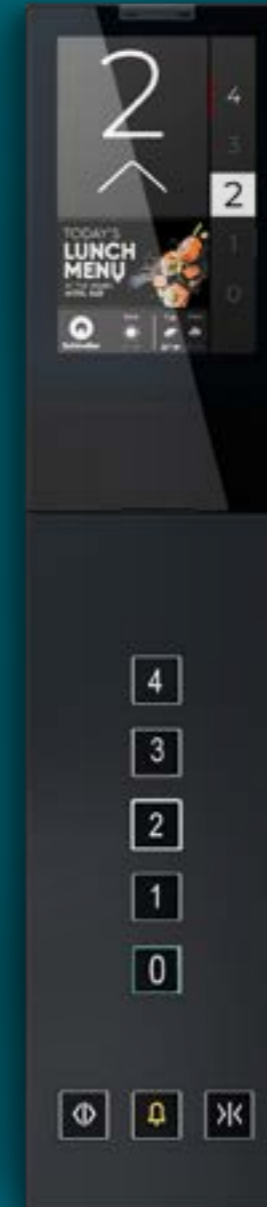
Landing operating panels

Primea 500

Primea 500 is our sleek black glass digital fixture for buildings with up to 15 floors. An optional multimedia screen, digital directory, and Bluetooth-enabled landing fixtures help guide passengers to their destination. The screen content is seamlessly managed through Schindler ActionBoard – available with a Schindler service contract.



Half height car operating panel with obsidian black laminate channel cover*



Half height car operating panel surface-mounted



Car position & direction indicators



Landing operating panels

*Channel cover is available in Obsidian Black

Schindler ElevateMe application

Enabling passengers to personalise their experience

Enhance your Schindler service contract with Schindler ElevateMe. The application enables elevator passengers to control, interact, and personalise their journey – securely* via their smartphone and Bluetooth-enabled fixtures.

Adapted door opening times

Effortlessly control door opening and closing times to conveniently accommodate wheelchair passengers, strollers, pets, large groups, or bulky items.

Customizable travel modes

Revolutionary operating modes enable users to personalise their journey. Options like Exclusive Trip allow passengers to travel to their destination without disruption.


Guest security with VIP access

Send personalised invitations to select individuals with guest-only elevator privileges, ensuring an efficient, seamless experience for all.

Remote elevator call

Simply call the elevator using a QR code or a Bluetooth connection from the entrance or any nearby location, and select the destination. Enjoy greater convenience and reduced waiting time.

Your ride, your way



*Schindler cloud-based services are developed under ISO/IEC 27001:2013 certification standards. The systems are actively monitored by Schindler and regular software updates and backups are completed to ensure the solutions remain protected over time.

Schindler MediaScreen

An engaging in-car media solution

Schindler MediaScreen makes paper a communication tool of the past. This in-car media solution provides relevant information to the riding public in real-time, with minimal effort and maximum attention. Share building updates, news, weather and entertaining content, ensuring that passengers always stay informed.

Perfect infotainment

Maintenance work at short notice? Social gathering on the rooftop terrace? Schindler MediaScreen is the ideal solution for residential buildings to keep tenants up to date and connected. A vibrant internal news channel.

Optimal size

Schindler MediaScreen is available in a 32" display – the ideal size for elevator cars. Perfect for animated content, time, weather or any building related information. Make a long-lasting impression.

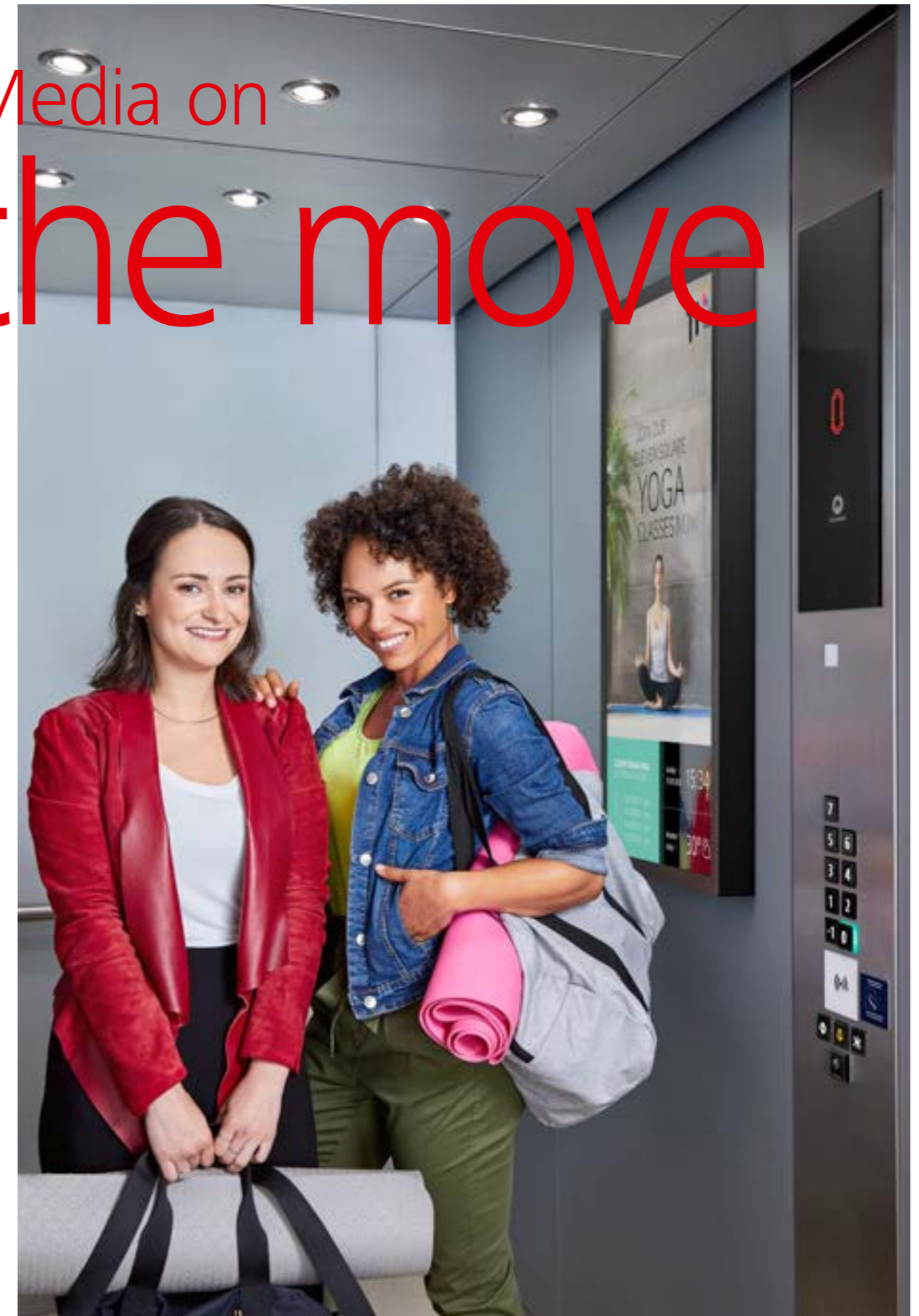
Manage content with a click

Publishing content to the Schindler MediaScreen is efficient and easy. The web-based Schindler Content Management System (CMS) is user-friendly and allows content to be updated both remotely and in real time. Define playlists and publishing schedules for each Schindler MediaScreen to enjoy perfectly timed messages.



Update content easily and in real-time – the Schindler Content Management tool

Media on the move



Design

Unleash your
creative vision

Your vision, our expertise

Exceptional design isn't just visually appealing; it evokes emotions and cultivates a positive atmosphere. Schindler Designs offer a carefully curated selection of contemporary colours and materials. We empower you with the freedom to personalise your elevator according to your



unique ideas – from designing the cabin walls, floors, and doors to choosing control panels, handrails, or mirrors. Unleash your creativity and extend your aesthetic into the elevator, crafting an entirely new travel experience for your tenants and guests.






Classic


Add a soft and inviting touch with subtle laminates that feature timeless, harmonious hues or calming neutrals.





Sleek

Create a bright, clean space with stainless steel and monochromatic wall finishes which can also be seamlessly blended into many interior design concepts.





Unique


Create a unique, exciting interior that stands out from the crowd with our textured laminates, vibrant bold colours, and engaging multimedia screens.



Always in

M

otion



Where service meets excellence

For more than a century, we have focused on supporting our customers across all stages of a project. From design and installation to service and modernisation, our professionals are there for you. We combine innovation, technological advances, and smart mobility with high ethical standards and respect for the environment. In the world's growing metropolises, our products and services ensure the quality of urban living for current and future generations.



Working with you every stop of the way

Customer safety is our top priority. That's why Schindler global experts work continuously to ensure a secure and smooth journey for all passengers, from the youngest to the oldest. Our advanced installation techniques and rigorous inspection criteria are designed to deliver the highest level of elevator performance for years to come.

Installation technology

Schindler's INEX (Installation Excellence) method reduces construction preparation and resources for our customers and improves safety and efficiency on-site.

Our Schindler CLIMB Lift is a certified self-climbing vertical transportation system used during the construction phase of a project. It contributes to higher productivity on the jobsite and can later serve as a permanent elevator.

Our autonomous self-climbing robot system – Robotic Installation System for Elevators (Schindler R.I.S.E) – will enhance the quality of the elevator installation while maintaining safety on-site.

Streamlined construction

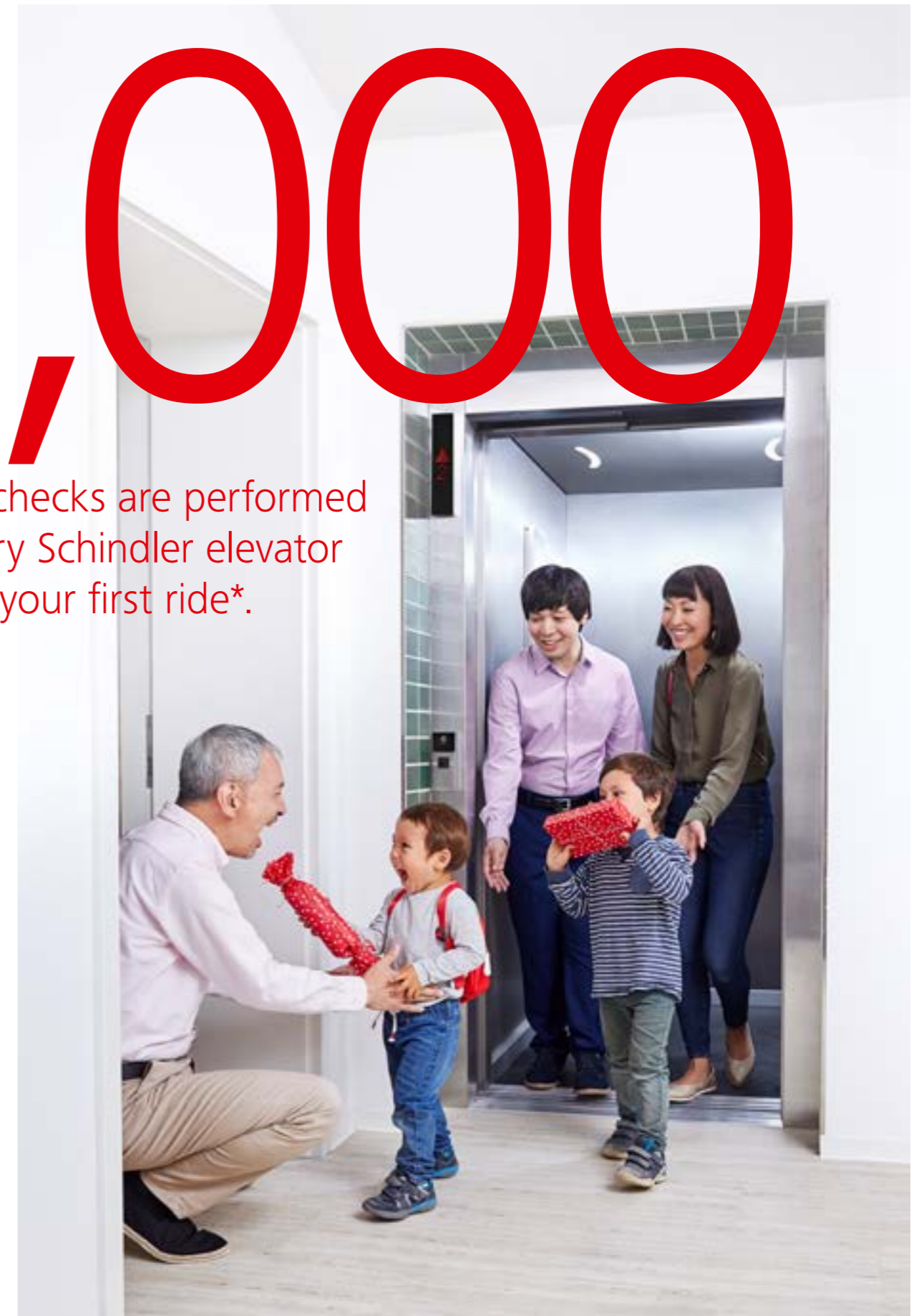
We can provide a Building Information Model (BIM) of your elevator to streamline the construction process. This helps you to minimise the design, engineering, and construction expenses for the overall project.

Quality assurance

Before we hand over the equipment to you, every Schindler elevator undergoes a rigorous inspection for safety and quality - the Schindler Acceptance Inspection Standard (SAIS). More than 1000 safety checks are completed before passengers board the elevator for the first ride. And, it doesn't stop there – regular inspections and quality control measures are in place to ensure your elevator operates safely and reliably throughout its lifetime.

Over
1,000

safety checks are performed
on every Schindler elevator
before your first ride*.



*This is the global average based on the the Schindler fulfillment process.

Above and beyond with next generation elevator service

With a new Schindler elevator, your equipment is easy to service and troubleshoot thanks to the latest digital technologies and our global expertise. All Schindler 3000 elevators are digitally-enabled, allowing you to benefit from faster response times, improved performance, and higher uptimes, compared to non-connected units.

Global expertise

With more than 40,000 experts around the world, and a crowd-sourced knowledge-base, we strive to ensure every Schindler customer enjoys industry-leading uptime with minimal disruption.

Real-time remote services

Schindler Performance Callback is an automated callout service that monitors Schindler elevators 24/7 and uses smart AI algorithms to organise appropriate actions whenever a breakdown happens. As part of the service, sensor and gateway technology on your elevators detect faults immediately, then trigger an automated service request to make your life easier.

Lifetime partnership

We go beyond the initial installation of elevators, establishing lasting relationships to provide the highest-quality service and modernisation of your elevator in the years to come.

Schindler adaptive Maintenance

Schindler services can offer solutions based on customer's units, requirements, and preferences. Tailoring services in this way ensures we can deliver the most efficient service for your building. Your units benefit from around-the-clock remote monitoring, with service and maintenance visits based on diagnostic insights to ensure your elevators receive a proactive service of care.

Enjoy an uptime
of up to

99.9
%*

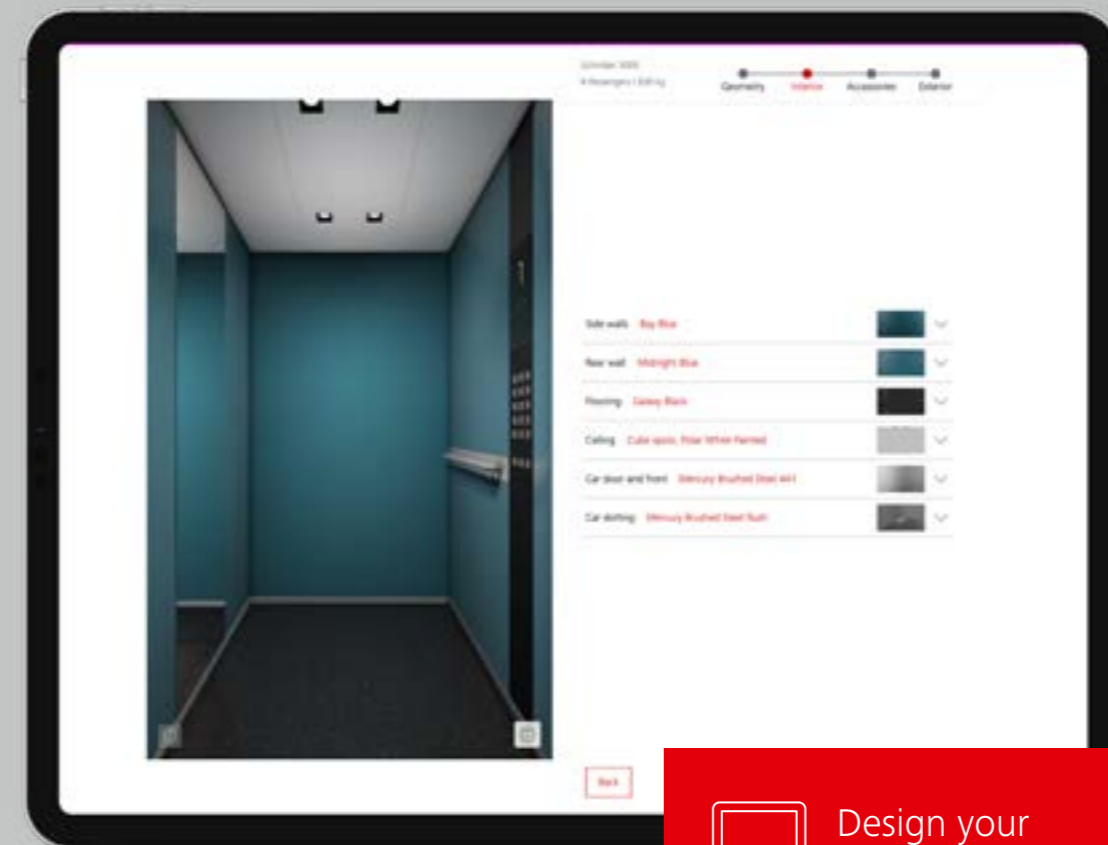


*This is the global average. Planned events (such as inspections) have been excluded from this calculation.

Specifications

Explore your options

Schindler products and solutions are versatile, innovative, high-quality, and unique. So no matter what your requirements are for your elevator – we have the right model for you.



Schindler Plan & Design



Design your perfect elevator


Experience all of these interior options in our Schindler Plan & Design tool and find the perfect elevator design for you.



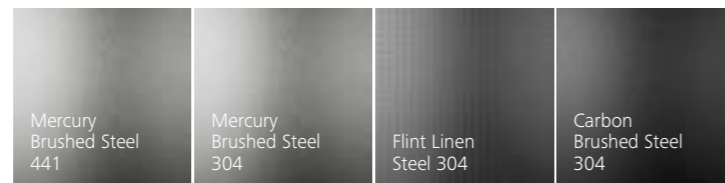
Laminate matt and glossy



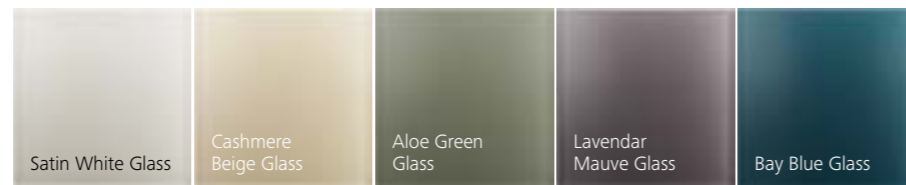
Laminate textured



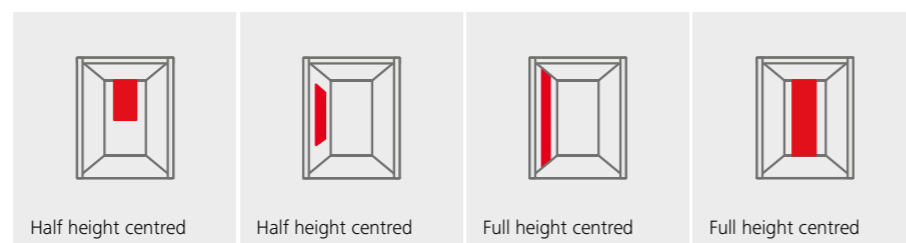
Stainless steel




Glass



Mirror



Handrails




*Handrail ends will be straight and curved, according to EN81-70.

Handrail finishes



*Only available with the Straight handrail
**Painted colour only available with the Linear handrail.


Floors



Skirting and finishes



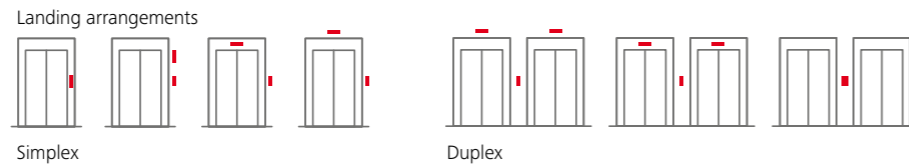
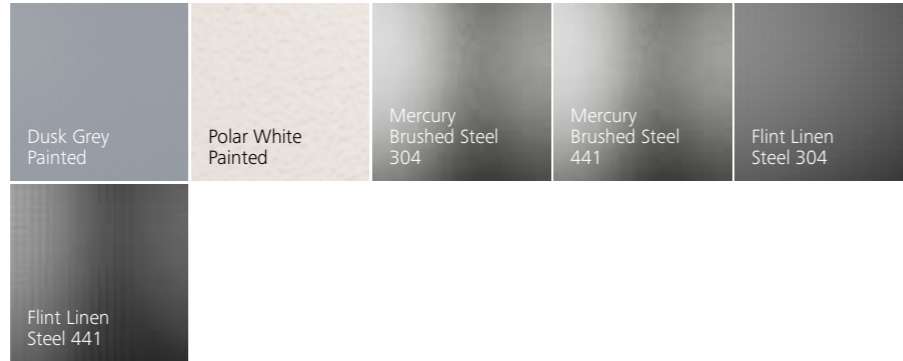
Ceilings and finishes



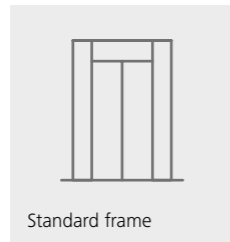
Finishes



Finishes



Frame



	Side panels width	Top panel height	Depth
Standard frame	120	190	60

Dimensions are in mm

Connecting profile



Linea 100



Primea 500



Schindler

3000

MAN.3000.EN.06.24

This publication is for general informational purposes only and we reserve the right at any time to alter the services, product design and specifications. No statement contained in this publication shall be construed as a warranty or condition, expressed or implied, as to any service or product, its specifications, its fitness for any particular purpose, merchantability, quality or shall be interpreted as a term or condition of any service or purchase agreement for the products or services contained in this publication. Minor differences between printed and actual colours may exist.
Copyright © 2024 Schindler Elevator Ltd. All rights reserved.

We Elevate



Schindler